

Scaled data based on original data using
LM-79-08 Approved Method: Electrical and Photometric Measurements of Solid-
State Lighting Products

Test Report Prepared for
Cooper Lighting Solutions
(formerly Eaton)

Brand: McGRAW-EDISON

Report Number: P271795

Luminaire Tested: **ISW-AF-1000-LED-E1-SLL-7027**

Issue Date: 3/3/2020

Test Information

Test Method: LM-79-08
Report Number: P271795
TEST IS SCALED FROM IESNA LM-79-08 TEST DATA (P35948)
Test Lab: INNOVATION CENTER-P3
Issue Date: 3/3/2020
Manufacturer: COOPER LIGHTING SOLUTIONS (FORMERLY EATON)
Product Line: MCGRAW-EDISON
Catalog Number: ISW-AF-1000-LED-E1-SLL-7027
Description: IMPACT ELITE LED WEDGE LUMINAIRE
LIGHT SQUARE WITH ACCULED OPTICS-90° SPILL LIGHT ELIMINATOR LEFT
Light Source: (16) 2700K CCT, 70 CRI LEDs
Ballast/Driver: ELECTRONIC DRIVER

Summary

Lumens per Lamp: N/A
Luminaire Lumens: 4536.5 lumens
Efficiency: N/A
Efficacy: 83.1 lumens/watt
Luminous Opening: Rectangular (W 0.5' x L: 0.5' x H: 0')
IES Classification: Type IV - Short - Non-Cutoff
BUG Rating: B1 - U1 - G2

Input Watts (W): 54.6
Input Voltage (V): 120
Input Current (Ain): NR
Voltage Rise (V): NR
Power Factor: NR
Total Harmonic Distortion (THDi): NR
Frequency (hertz): 60
Stabilization Time: NR
Operation Time: NR
Ambient Temperature (°C): NR
Test Distance: 25 FT

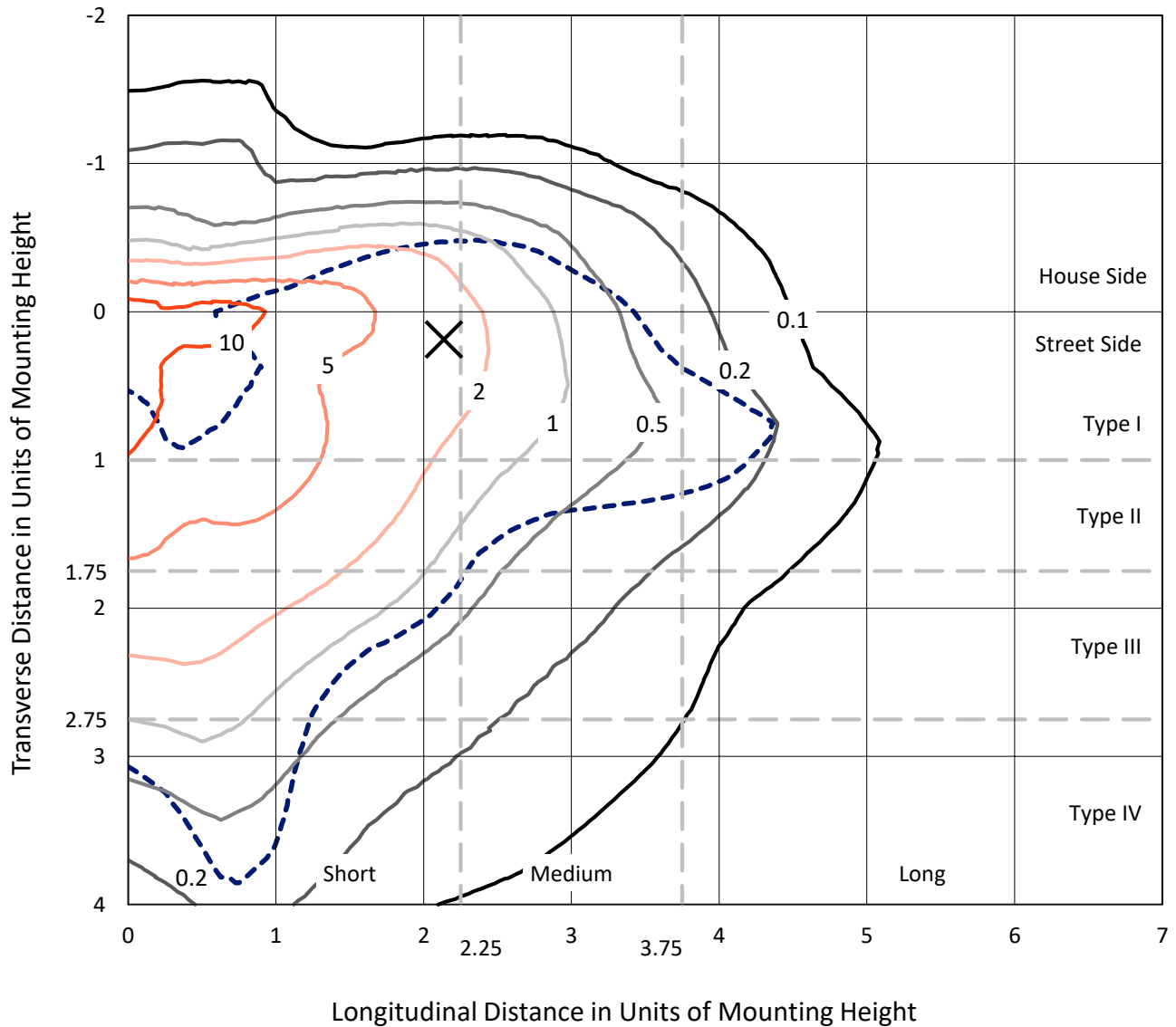


REPORT NUMBER: P271795

CATALOG NUMBER: ISW-AF-1000-LED-E1-SLL-7027

Iso-Footcandle Lines of Horizontal Illumination

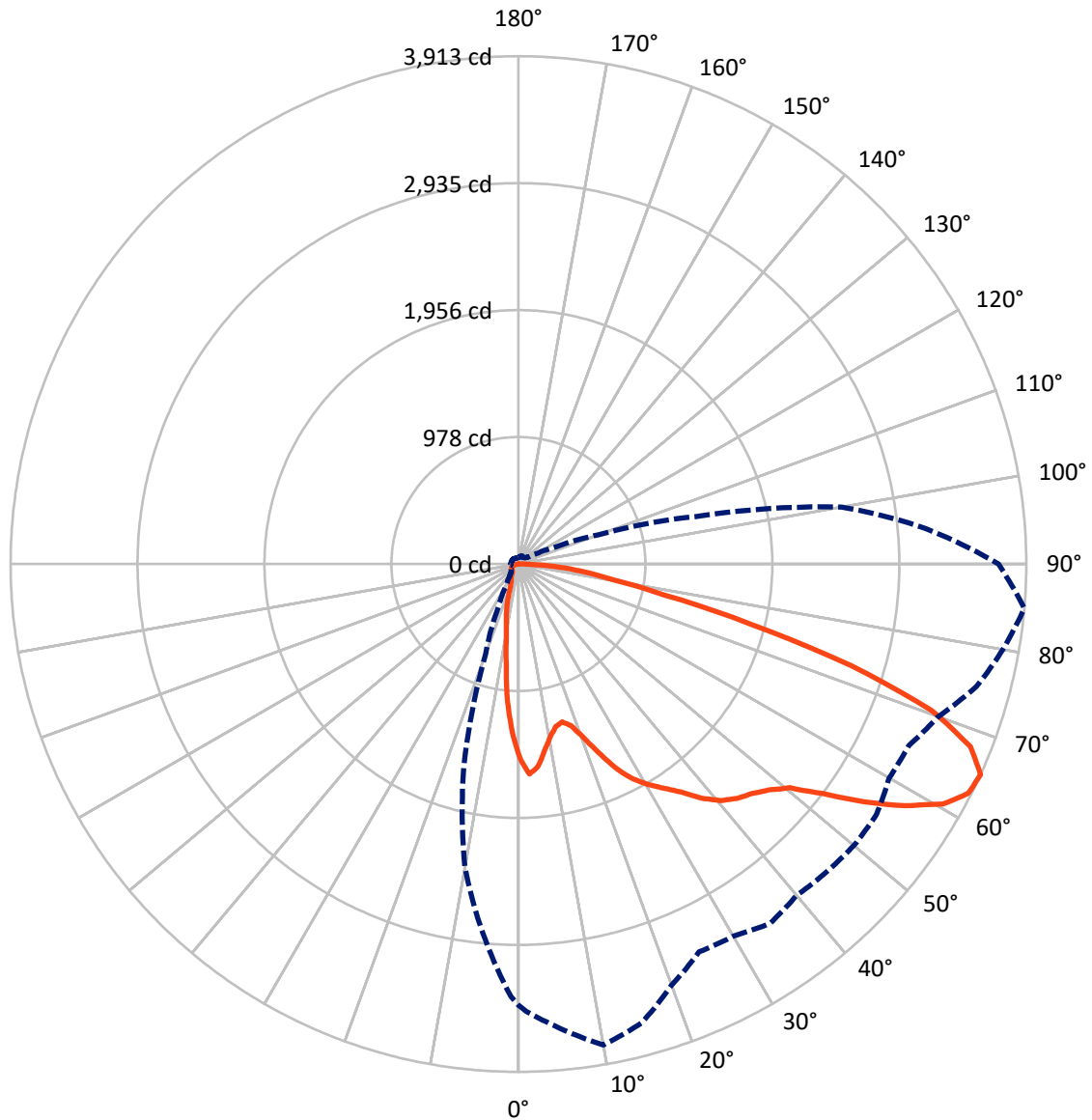
✕ Max cd
 - - - 1/2 Max cd



Based on 10 foot mounting height. Maximum calculated value = 16.4 fc
 Type IV - Short - Non-Cutoff

REPORT NUMBER: P271795
CATALOG NUMBER: ISW-AF-1000-LED-E1-SLL-7027

Luminous Intensity Polar Plot



— Vertical Plane Through 85-Deg Lateral - - - Horizontal Cone Through 65-Deg Vertical

REPORT NUMBER: P271795

CATALOG NUMBER: ISW-AF-1000-LED-E1-SLL-7027

FLUX DISTRIBUTION:

		Downward	Upward	Total
House Side	Lumens	778.1	0.0	778.2
	% Fixture	17.2	0.0	17.2
Street Side	Lumens	3758.2	0.2	3758.3
	% Fixture	82.8	0.0	82.8
Total	Lumens	4536.3	0.2	4536.5
	% Fixture	100.0	0.0	100.0

Coefficient of Utilization

ZONAL LUMENS:

Zone	Lumens	% Fixture
0°-10°	111.0	2.4
10°-20°	213.6	4.7
20°-30°	304.6	6.7
30°-40°	441.9	9.7
40°-50°	632.2	13.9
50°-60°	970.7	21.4
60°-70°	1123.5	24.8
70°-80°	573.2	12.6
80°-90°	165.4	3.6
90°-100°	0.2	0.0
100°-110°	0.0	0.0
110°-120°	0.0	0.0
120°-130°	0.0	0.0
130°-140°	0.0	0.0
140°-150°	0.0	0.0
150°-160°	0.0	0.0
160°-170°	0.0	0.0
170°-180°	0.0	0.0
0°-90°	4536.3	100.0
0°-180°	4536.5	100.0



REPORT NUMBER: P271795

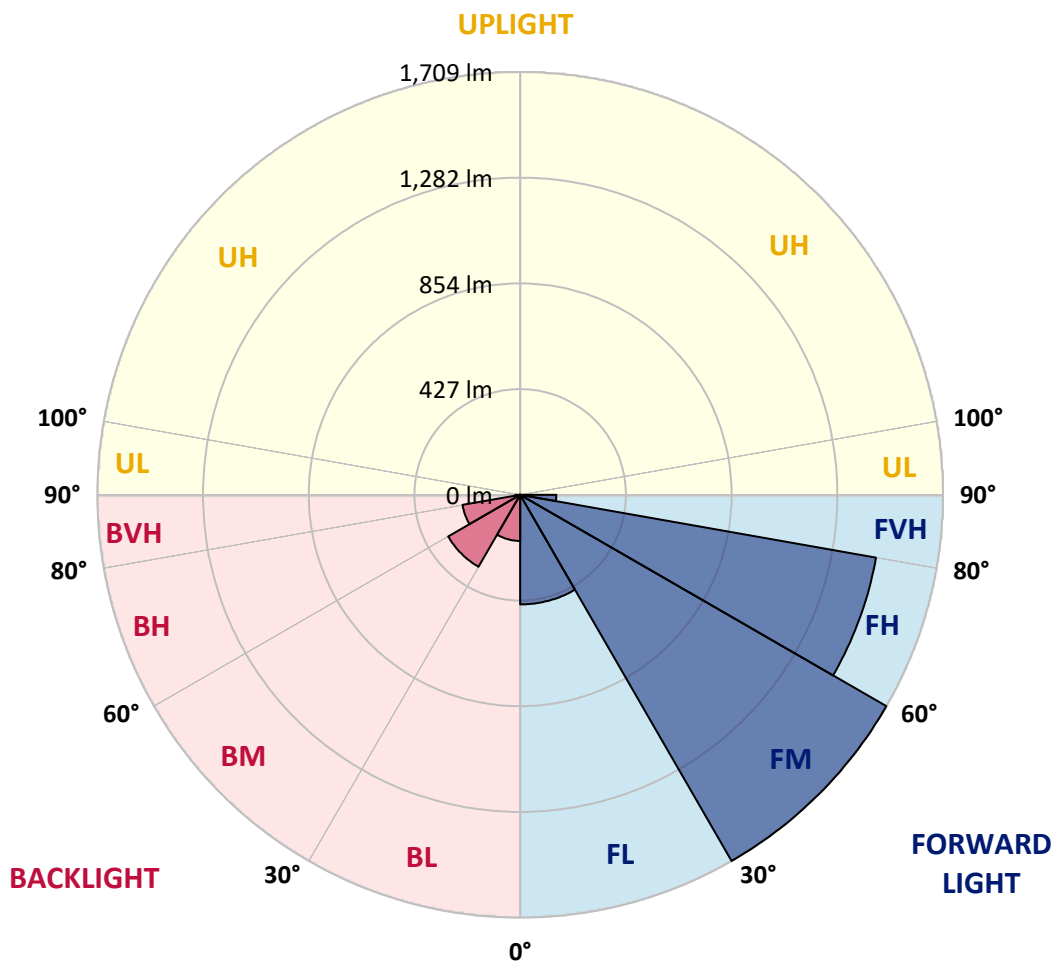
CATALOG NUMBER: ISW-AF-1000-LED-E1-SLL-7027

LUMINAIRE CLASSIFICATION SYSTEM LUMEN TABLE AND BUG RATING:

Zone		Lumens	% Fixture	Zone Rating/Lumen Limit		
				B	U	G
FL	(0°-30°)	443.0	9.8			
FM	(30°-60°)	1708.9	37.7			
FH	(60°-80°)	1460.1	32.2			G1/1800
FVH	(80°-90°)	146.2	3.2			G2/225
BL	(0°-30°)	186.3	4.1	B1/500		
BM	(30°-60°)	336.0	7.4	B1/1000		
BH	(60°-80°)	236.7	5.2	B1/500		G1/500
BVH	(80°-90°)	19.2	0.4			G1/100
UL	(90°-100°)	0.2	0.0		U1/10	
UH	(100°-180°)	0.0	0.0		U1/10	

BUG Rating: B1-U1-G2

Type IV Short





REPORT NUMBER: P271795

CATALOG NUMBER: ISW-AF-1000-LED-E1-SLL-7027

CANDELA DISTRIBUTION (FULL):

	0°	1°	5°	10°	15°	20°	25°	30°	35°	40°	45°
0°	1498.7	1498.7	1498.7	1498.7	1498.7	1498.7	1498.7	1498.7	1498.7	1498.7	1498.7
2.5°	1551.4	1552.9	1574.3	1594.9	1620.8	1616.9	1638.4	1654.4	1668.9	1671.3	1681.9
5°	1456.7	1472.0	1520.0	1561.3	1613.2	1653.7	1697.2	1731.6	1756.7	1780.4	1783.5
7.5°	1323.8	1335.3	1391.0	1456.0	1530.7	1584.3	1649.8	1707.0	1747.6	1785.7	1794.2
10°	1210.1	1220.8	1282.6	1366.6	1432.3	1501.8	1569.7	1616.3	1668.9	1701.7	1717.8
12.5°	1155.1	1168.1	1226.8	1303.2	1370.5	1437.6	1488.7	1529.3	1559.0	1565.0	1569.7
15°	1176.5	1183.3	1248.3	1316.2	1369.6	1403.2	1417.0	1441.4	1439.2	1451.3	1453.6
17.5°	1262.7	1259.7	1328.4	1375.8	1401.7	1397.9	1376.6	1363.5	1340.6	1333.7	1353.7
20°	1410.9	1421.6	1465.9	1494.9	1468.1	1406.3	1347.5	1307.0	1275.0	1264.4	1262.0
22.5°	1584.3	1597.9	1646.1	1630.7	1562.8	1449.9	1343.0	1278.1	1238.3	1226.8	1222.3
25°	1765.9	1775.1	1799.5	1747.6	1652.2	1505.6	1374.9	1284.1	1231.5	1214.7	1212.4
27.5°	1912.5	1921.7	1910.2	1850.7	1712.5	1568.1	1419.3	1311.6	1243.0	1226.2	1218.6
30°	2032.3	2037.0	1998.8	1924.7	1787.3	1637.6	1477.4	1359.8	1279.5	1241.4	1236.1
32.5°	2166.7	2163.7	2089.5	1987.3	1850.7	1700.2	1543.7	1413.9	1314.7	1268.0	1259.7
35°	2314.0	2287.4	2156.8	2049.1	1894.2	1748.3	1604.0	1471.2	1371.3	1309.3	1298.7
37.5°	2445.4	2417.9	2243.1	2098.0	1937.6	1785.7	1651.4	1545.3	1457.5	1401.0	1396.3
40°	2547.8	2514.1	2308.7	2130.8	1959.0	1813.2	1707.0	1638.4	1580.4	1534.6	1534.6
42.5°	2630.1	2593.5	2372.9	2169.0	1978.2	1855.2	1800.2	1776.6	1764.5	1739.2	1748.3
45°	2709.6	2672.1	2425.5	2193.4	2020.8	1936.9	1944.5	1965.1	2001.9	1987.3	2000.3
47.5°	2785.1	2748.5	2485.1	2232.4	2103.3	2083.5	2123.2	2205.7	2277.5	2334.0	2373.6
50°	2911.9	2868.4	2592.0	2346.9	2233.2	2243.1	2357.6	2519.5	2636.3	2688.2	2685.1
52.5°	3152.3	3090.5	2821.8	2560.7	2418.7	2473.7	2608.8	2812.6	2965.2	3005.8	3021.8
55°	3446.3	3397.4	3153.9	2843.9	2740.9	2760.0	2927.8	3158.5	3276.0	3318.0	3331.7
57.5°	3618.8	3605.9	3453.2	3147.0	3047.1	3039.3	3258.5	3447.1	3548.6	3588.3	3576.1
59°	3659.2	3663.1	3576.1	3361.5	3224.1	3207.3	3430.3	3605.1	3689.8	3702.1	3696.0
60°	3655.5	3676.9	3666.2	3479.1	3336.3	3314.9	3502.9	3669.1	3740.3	3759.2	3737.9
62.5°	3576.8	3613.5	3715.0	3695.2	3590.5	3481.4	3570.0	3690.6	3736.4	3718.1	3702.1
65°	3398.2	3446.3	3587.5	3763.1	3662.3	3451.6	3296.6	3310.3	3379.9	3334.1	3356.2
67.5°	3089.7	3144.7	3219.5	3618.0	3471.5	3117.9	2851.5	2721.0	2688.2	2732.5	2802.7
70°	2513.4	2549.2	2738.6	3302.0	3048.5	2563.0	2228.5	2054.4	1996.4	2098.8	2170.6
72.5°	1772.7	1826.3	2075.8	2732.5	2508.0	2053.0	1686.5	1526.2	1468.1	1472.7	1535.3
75°	1078.8	1151.3	1450.7	2160.6	1976.6	1572.8	1284.9	1169.6	1152.1	1142.1	1131.4
77.5°	711.5	739.0	953.6	1491.1	1333.1	1118.5	964.3	1011.6	1064.3	1075.7	1089.5
80°	482.5	490.9	618.4	1046.0	878.0	826.1	779.5	891.0	991.0	1009.2	999.4
82.5°	297.0	322.2	431.4	705.5	700.0	675.6	616.1	703.1	769.6	781.1	801.6
85°	103.0	107.7	264.9	623.0	711.5	719.3	507.7	400.8	450.4	442.1	317.6
87.5°	44.3	49.7	82.5	416.8	481.7	398.5	232.1	206.1	158.8	89.3	86.2
90°	3.1	3.1	2.2	3.9	11.5	7.6	6.8	2.2	0.0	0.0	0.0
92.5°	0.0	0.0	0.0	0.0	0.0	0.0	0.0	0.0	0.0	0.0	0.0
95°	0.0	0.0	0.0	0.0	0.0	0.0	0.0	0.0	0.0	0.0	0.0
97.5°	0.0	0.0	0.0	0.0	0.0	0.0	0.0	0.0	0.0	0.0	0.0
100°	0.0	0.0	0.0	0.0	0.0	0.0	0.0	0.0	0.0	0.0	0.0
102.5°	0.0	0.0	0.0	0.0	0.0	0.0	0.0	0.0	0.0	0.0	0.0
105°	0.0	0.0	0.0	0.0	0.0	0.0	0.0	0.0	0.0	0.0	0.0
107.5°	0.0	0.0	0.0	0.0	0.0	0.0	0.0	0.0	0.0	0.0	0.0



REPORT NUMBER: P271795

CATALOG NUMBER: ISW-AF-1000-LED-E1-SLL-7027

CANDELA DISTRIBUTION (continued):

	0°	1°	5°	10°	15°	20°	25°	30°	35°	40°	45°
110°	0.0	0.0	0.0	0.0	0.0	0.0	0.0	0.0	0.0	0.0	0.0
112.5°	0.0	0.0	0.0	0.0	0.0	0.0	0.0	0.0	0.0	0.0	0.0
115°	0.0	0.0	0.0	0.0	0.0	0.0	0.0	0.0	0.0	0.0	0.0
117.5°	0.0	0.0	0.0	0.0	0.0	0.0	0.0	0.0	0.0	0.0	0.0
120°	0.0	0.0	0.0	0.0	0.0	0.0	0.0	0.0	0.0	0.0	0.0
122.5°	0.0	0.0	0.0	0.0	0.0	0.0	0.0	0.0	0.0	0.0	0.0
125°	0.0	0.0	0.0	0.0	0.0	0.0	0.0	0.0	0.0	0.0	0.0
127.5°	0.0	0.0	0.0	0.0	0.0	0.0	0.0	0.0	0.0	0.0	0.0
130°	0.0	0.0	0.0	0.0	0.0	0.0	0.0	0.0	0.0	0.0	0.0
132.5°	0.0	0.0	0.0	0.0	0.0	0.0	0.0	0.0	0.0	0.0	0.0
135°	0.0	0.0	0.0	0.0	0.0	0.0	0.0	0.0	0.0	0.0	0.0
137.5°	0.0	0.0	0.0	0.0	0.0	0.0	0.0	0.0	0.0	0.0	0.0
140°	0.0	0.0	0.0	0.0	0.0	0.0	0.0	0.0	0.0	0.0	0.0
142.5°	0.0	0.0	0.0	0.0	0.0	0.0	0.0	0.0	0.0	0.0	0.0
145°	0.0	0.0	0.0	0.0	0.0	0.0	0.0	0.0	0.0	0.0	0.0
147.5°	0.0	0.0	0.0	0.0	0.0	0.0	0.0	0.0	0.0	0.0	0.0
150°	0.0	0.0	0.0	0.0	0.0	0.0	0.0	0.0	0.0	0.0	0.0
152.5°	0.0	0.0	0.0	0.0	0.0	0.0	0.0	0.0	0.0	0.0	0.0
155°	0.0	0.0	0.0	0.0	0.0	0.0	0.0	0.0	0.0	0.0	0.0
157.5°	0.0	0.0	0.0	0.0	0.0	0.0	0.0	0.0	0.0	0.0	0.0
160°	0.0	0.0	0.0	0.0	0.0	0.0	0.0	0.0	0.0	0.0	0.0
162.5°	0.0	0.0	0.0	0.0	0.0	0.0	0.0	0.0	0.0	0.0	0.0
165°	0.0	0.0	0.0	0.0	0.0	0.0	0.0	0.0	0.0	0.0	0.0
167.5°	0.0	0.0	0.0	0.0	0.0	0.0	0.0	0.0	0.0	0.0	0.0
170°	0.0	0.0	0.0	0.0	0.0	0.0	0.0	0.0	0.0	0.0	0.0
172.5°	0.0	0.0	0.0	0.0	0.0	0.0	0.0	0.0	0.0	0.0	0.0
175°	0.0	0.0	0.0	0.0	0.0	0.0	0.0	0.0	0.0	0.0	0.0
177.5°	0.0	0.0	0.0	0.0	0.0	0.0	0.0	0.0	0.0	0.0	0.0
180°	0.0	0.0	0.0	0.0	0.0	0.0	0.0	0.0	0.0	0.0	0.0



REPORT NUMBER: P271795

CATALOG NUMBER: ISW-AF-1000-LED-E1-SLL-7027

CANDELA DISTRIBUTION (continued):

	50°	55°	60°	65°	70°	75°	80°	85°	90°	95°	100°
0°	1498.7	1498.7	1498.7	1498.7	1498.7	1498.7	1498.7	1498.7	1498.7	1498.7	1498.7
2.5°	1679.7	1669.7	1675.8	1667.4	1653.7	1644.4	1633.7	1620.0	1604.0	1582.6	1561.3
5°	1776.6	1768.9	1749.9	1722.4	1684.2	1652.2	1614.0	1568.9	1531.5	1483.4	1438.4
7.5°	1785.0	1772.7	1737.6	1686.5	1627.7	1568.1	1523.2	1449.9	1402.4	1326.2	1275.0
10°	1708.7	1709.5	1674.4	1626.2	1565.0	1494.9	1430.0	1349.8	1280.4	1202.4	1117.0
12.5°	1596.4	1607.1	1608.7	1565.8	1506.3	1432.3	1359.8	1283.4	1197.1	1113.9	1035.3
15°	1468.9	1499.5	1501.8	1491.1	1459.7	1397.1	1330.7	1262.0	1174.3	1083.4	994.9
17.5°	1355.1	1384.2	1410.9	1435.3	1436.9	1407.0	1366.6	1307.8	1220.0	1113.1	1009.2
20°	1268.9	1300.2	1346.0	1391.0	1440.6	1456.0	1458.9	1421.6	1327.7	1197.1	1056.7
22.5°	1233.0	1269.7	1316.2	1401.0	1488.7	1543.0	1573.5	1573.5	1474.9	1322.3	1134.5
25°	1225.4	1255.1	1326.2	1431.4	1549.0	1643.8	1701.7	1740.6	1669.7	1483.4	1230.7
27.5°	1230.7	1271.2	1359.0	1466.7	1589.6	1710.9	1806.3	1874.3	1807.9	1593.3	1320.0
30°	1252.1	1312.4	1403.2	1514.7	1641.5	1769.8	1885.0	1971.3	1922.5	1693.3	1404.8
32.5°	1289.4	1362.8	1465.9	1566.6	1692.6	1831.6	1945.3	2059.1	2023.3	1762.8	1449.9
35°	1345.2	1431.4	1525.4	1626.9	1747.6	1886.5	2007.9	2156.8	2143.9	1849.9	1494.9
37.5°	1435.3	1523.9	1610.1	1697.2	1811.7	1946.9	2098.0	2288.2	2277.5	1978.9	1567.5
40°	1594.1	1646.1	1710.1	1765.9	1873.5	2002.6	2164.5	2396.5	2434.7	2089.5	1631.5
42.5°	1791.1	1821.7	1840.0	1855.2	1910.2	2031.6	2212.5	2469.0	2531.6	2172.0	1681.2
45°	2042.3	2033.1	1996.4	1961.3	1955.3	2048.3	2234.6	2522.5	2608.0	2252.2	1731.6
47.5°	2339.3	2319.4	2219.4	2104.1	2040.1	2078.9	2273.6	2601.1	2701.9	2357.6	1794.2
50°	2682.1	2635.4	2472.0	2277.5	2159.1	2165.2	2372.1	2710.3	2825.6	2495.0	1911.0
52.5°	2999.7	2916.4	2721.8	2464.5	2295.0	2315.7	2549.2	2936.3	3079.1	2722.5	2107.2
55°	3279.8	3172.9	2963.0	2681.4	2527.8	2563.8	2832.4	3235.5	3370.7	2993.5	2305.7
57.5°	3518.0	3404.3	3197.3	2949.2	2758.3	2788.2	3085.2	3513.5	3604.3	3237.1	2495.9
59°	3626.5	3514.2	3323.4	3094.3	2915.7	2978.3	3263.8	3651.7	3690.6	3330.9	2568.3
60°	3679.2	3566.9	3399.0	3175.3	3011.8	3094.3	3358.5	3756.3	3722.7	3344.7	2595.8
62.5°	3675.3	3596.6	3486.1	3333.3	3303.4	3441.0	3666.2	3890.6	3744.9	3305.0	2613.3
65°	3373.8	3366.8	3298.1	3315.7	3440.1	3652.4	3790.6	3912.7	3699.0	3147.0	2528.5
67.5°	2814.1	2842.3	2851.5	2959.2	3250.1	3610.5	3731.8	3755.5	3499.8	2808.8	2265.2
70°	2172.8	2110.2	2213.2	2403.3	2822.6	3286.7	3459.2	3376.8	3092.1	2352.2	1849.9
72.5°	1538.3	1556.8	1704.8	1951.4	2378.3	2859.1	3129.4	2679.7	2326.3	1760.6	1311.6
75°	1157.5	1243.7	1315.5	1531.5	1931.5	2449.2	2672.1	1842.2	1515.5	1213.9	858.2
77.5°	1109.2	1102.4	1047.4	1093.2	1392.6	1715.5	1906.3	1149.8	949.0	794.0	518.4
80°	1025.3	966.6	866.5	822.3	877.3	1101.7	1210.1	739.0	631.4	555.1	292.4
82.5°	795.4	755.8	650.5	647.4	731.4	782.5	832.2	523.7	474.8	449.7	179.4
85°	504.7	518.4	531.3	648.1	811.6	820.7	647.4	319.1	250.4	352.8	114.5
87.5°	149.7	243.5	295.5	501.6	731.4	733.6	487.2	104.7	94.0	110.0	66.5
90°	0.0	0.0	0.0	0.0	0.0	0.0	0.8	0.0	0.0	0.0	0.0
92.5°	0.0	0.0	0.0	0.0	0.0	0.0	0.0	0.0	0.0	0.0	0.0
95°	0.0	0.0	0.0	0.0	0.0	0.0	0.0	0.0	0.0	0.0	0.0
97.5°	0.0	0.0	0.0	0.0	0.0	0.0	0.0	0.0	0.0	0.0	0.0
100°	0.0	0.0	0.0	0.0	0.0	0.0	0.0	0.0	0.0	0.0	0.0
102.5°	0.0	0.0	0.0	0.0	0.0	0.0	0.0	0.0	0.0	0.0	0.0
105°	0.0	0.0	0.0	0.0	0.0	0.0	0.0	0.0	0.0	0.0	0.0
107.5°	0.0	0.0	0.0	0.0	0.0	0.0	0.0	0.0	0.0	0.0	0.0



REPORT NUMBER: P271795

CATALOG NUMBER: ISW-AF-1000-LED-E1-SLL-7027

CANDELA DISTRIBUTION (continued):

	50°	55°	60°	65°	70°	75°	80°	85°	90°	95°	100°
110°	0.0	0.0	0.0	0.0	0.0	0.0	0.0	0.0	0.0	0.0	0.0
112.5°	0.0	0.0	0.0	0.0	0.0	0.0	0.0	0.0	0.0	0.0	0.0
115°	0.0	0.0	0.0	0.0	0.0	0.0	0.0	0.0	0.0	0.0	0.0
117.5°	0.0	0.0	0.0	0.0	0.0	0.0	0.0	0.0	0.0	0.0	0.0
120°	0.0	0.0	0.0	0.0	0.0	0.0	0.0	0.0	0.0	0.0	0.0
122.5°	0.0	0.0	0.0	0.0	0.0	0.0	0.0	0.0	0.0	0.0	0.0
125°	0.0	0.0	0.0	0.0	0.0	0.0	0.0	0.0	0.0	0.0	0.0
127.5°	0.0	0.0	0.0	0.0	0.0	0.0	0.0	0.0	0.0	0.0	0.0
130°	0.0	0.0	0.0	0.0	0.0	0.0	0.0	0.0	0.0	0.0	0.0
132.5°	0.0	0.0	0.0	0.0	0.0	0.0	0.0	0.0	0.0	0.0	0.0
135°	0.0	0.0	0.0	0.0	0.0	0.0	0.0	0.0	0.0	0.0	0.0
137.5°	0.0	0.0	0.0	0.0	0.0	0.0	0.0	0.0	0.0	0.0	0.0
140°	0.0	0.0	0.0	0.0	0.0	0.0	0.0	0.0	0.0	0.0	0.0
142.5°	0.0	0.0	0.0	0.0	0.0	0.0	0.0	0.0	0.0	0.0	0.0
145°	0.0	0.0	0.0	0.0	0.0	0.0	0.0	0.0	0.0	0.0	0.0
147.5°	0.0	0.0	0.0	0.0	0.0	0.0	0.0	0.0	0.0	0.0	0.0
150°	0.0	0.0	0.0	0.0	0.0	0.0	0.0	0.0	0.0	0.0	0.0
152.5°	0.0	0.0	0.0	0.0	0.0	0.0	0.0	0.0	0.0	0.0	0.0
155°	0.0	0.0	0.0	0.0	0.0	0.0	0.0	0.0	0.0	0.0	0.0
157.5°	0.0	0.0	0.0	0.0	0.0	0.0	0.0	0.0	0.0	0.0	0.0
160°	0.0	0.0	0.0	0.0	0.0	0.0	0.0	0.0	0.0	0.0	0.0
162.5°	0.0	0.0	0.0	0.0	0.0	0.0	0.0	0.0	0.0	0.0	0.0
165°	0.0	0.0	0.0	0.0	0.0	0.0	0.0	0.0	0.0	0.0	0.0
167.5°	0.0	0.0	0.0	0.0	0.0	0.0	0.0	0.0	0.0	0.0	0.0
170°	0.0	0.0	0.0	0.0	0.0	0.0	0.0	0.0	0.0	0.0	0.0
172.5°	0.0	0.0	0.0	0.0	0.0	0.0	0.0	0.0	0.0	0.0	0.0
175°	0.0	0.0	0.0	0.0	0.0	0.0	0.0	0.0	0.0	0.0	0.0
177.5°	0.0	0.0	0.0	0.0	0.0	0.0	0.0	0.0	0.0	0.0	0.0
180°	0.0	0.0	0.0	0.0	0.0	0.0	0.0	0.0	0.0	0.0	0.0



REPORT NUMBER: P271795

CATALOG NUMBER: ISW-AF-1000-LED-E1-SLL-7027

CANDELA DISTRIBUTION (continued):

	105°	110°	115°	120°	125°	130°	135°	140°	145°	150°	155°
0°	1498.7	1498.7	1498.7	1498.7	1498.7	1498.7	1498.7	1498.7	1498.7	1498.7	1498.7
2.5°	1539.2	1536.1	1514.7	1478.8	1481.8	1465.0	1443.8	1409.4	1402.4	1383.4	1380.3
5°	1400.2	1364.3	1317.7	1261.2	1239.9	1210.8	1181.1	1159.7	1133.0	1108.6	1141.4
7.5°	1214.7	1162.0	1107.8	1048.2	1013.8	966.6	941.3	892.5	856.6	849.8	821.5
10°	1059.7	993.3	931.5	878.0	813.9	769.6	737.5	710.8	686.3	656.6	638.2
12.5°	956.7	881.8	816.1	749.7	719.3	682.5	662.7	637.4	602.3	577.3	552.7
15°	910.1	829.1	757.3	699.3	655.0	620.7	585.5	555.1	516.9	488.6	460.4
17.5°	904.0	798.6	707.8	642.8	594.8	557.3	510.8	470.4	423.7	392.4	368.8
20°	910.8	775.7	661.9	577.3	528.3	462.6	419.1	369.6	323.7	282.4	245.1
22.5°	938.3	763.5	616.9	523.7	451.2	376.4	329.8	266.4	227.5	187.8	173.4
25°	975.6	755.8	577.9	465.0	373.3	299.2	236.0	183.3	165.6	155.8	150.4
27.5°	1015.4	742.1	534.4	410.7	310.7	220.6	176.3	154.1	147.3	142.0	138.2
30°	1045.2	715.4	481.0	352.8	247.3	188.6	157.2	142.8	138.2	132.1	128.3
32.5°	1058.1	674.2	432.9	297.8	208.5	161.9	137.4	129.1	124.4	119.0	116.8
35°	1055.9	627.6	408.5	276.4	190.9	143.5	120.6	115.3	109.1	103.8	98.5
37.5°	1058.1	584.8	389.3	271.0	183.3	129.7	110.0	106.1	101.6	96.2	91.5
40°	1067.4	561.1	380.3	259.6	177.1	124.4	101.6	97.7	96.9	90.9	87.0
42.5°	1071.2	563.5	375.6	243.5	161.9	122.9	101.6	93.2	93.2	88.6	84.0
45°	1066.6	580.2	378.6	234.4	150.4	115.3	106.9	93.2	90.9	87.0	82.5
47.5°	1080.3	592.4	378.6	232.9	142.8	107.7	101.6	102.2	92.3	87.9	80.9
50°	1136.7	603.9	371.0	230.5	140.5	100.0	96.2	100.8	103.8	89.3	81.7
52.5°	1236.9	618.4	362.6	226.7	137.4	94.0	89.3	94.7	106.1	94.0	81.7
55°	1339.1	644.4	357.3	220.6	132.8	90.1	80.9	90.9	96.9	93.2	80.9
57.5°	1448.2	672.7	352.0	206.1	122.2	86.2	77.8	79.4	87.0	90.1	78.6
59°	1481.1	686.3	347.4	195.4	113.0	83.3	75.5	73.3	77.8	86.2	77.2
60°	1504.8	687.1	342.1	186.3	107.7	81.7	74.1	71.0	72.5	88.6	77.8
62.5°	1507.1	686.3	325.3	167.3	96.9	78.6	71.8	67.9	66.5	74.1	79.4
65°	1412.5	654.2	294.7	157.2	97.7	75.5	67.9	64.9	61.8	63.4	68.7
67.5°	1235.3	571.8	262.7	159.6	103.0	73.3	64.9	61.8	59.6	58.0	60.4
70°	934.5	474.8	253.5	164.9	107.7	71.8	60.4	57.2	55.8	55.0	55.0
72.5°	647.4	390.9	243.5	168.7	111.5	71.0	55.8	52.7	51.9	51.1	51.1
75°	416.8	284.0	201.6	143.5	101.6	64.9	50.3	47.3	46.6	45.8	46.6
77.5°	246.7	198.4	148.1	100.8	74.1	51.9	43.5	41.2	41.2	41.2	42.0
80°	136.6	117.6	98.5	64.9	52.7	39.0	35.9	33.6	33.6	34.3	35.9
82.5°	81.7	64.9	55.8	41.2	35.9	27.5	26.7	25.2	25.9	26.7	28.3
85°	53.4	41.2	33.6	27.5	24.4	17.6	15.3	16.0	16.8	18.3	19.0
87.5°	29.7	22.9	18.3	16.0	14.6	7.6	6.1	6.1	7.6	9.2	10.7
90°	0.0	0.0	0.0	0.0	0.0	0.0	0.0	0.0	0.0	0.0	0.0
92.5°	0.0	0.0	0.0	0.0	0.0	0.0	0.0	0.0	0.0	0.0	0.0
95°	0.0	0.0	0.0	0.0	0.0	0.0	0.0	0.0	0.0	0.0	0.0
97.5°	0.0	0.0	0.0	0.0	0.0	0.0	0.0	0.0	0.0	0.0	0.0
100°	0.0	0.0	0.0	0.0	0.0	0.0	0.0	0.0	0.0	0.0	0.0
102.5°	0.0	0.0	0.0	0.0	0.0	0.0	0.0	0.0	0.0	0.0	0.0
105°	0.0	0.0	0.0	0.0	0.0	0.0	0.0	0.0	0.0	0.0	0.0
107.5°	0.0	0.0	0.0	0.0	0.0	0.0	0.0	0.0	0.0	0.0	0.0



REPORT NUMBER: P271795
 CATALOG NUMBER: ISW-AF-1000-LED-E1-SLL-7027

REPORT N
 CATALOG

CANDELA DISTRIBUTION (continued):

CANDELA

	105°	110°	115°	120°	125°	130°	135°	140°	145°	150°	155°	
110°	0.0	0.0	0.0	0.0	0.0	0.0	0.0	0.0	0.0	0.0	0.0	0°
112.5°	0.0	0.0	0.0	0.0	0.0	0.0	0.0	0.0	0.0	0.0	0.0	2.5°
115°	0.0	0.0	0.0	0.0	0.0	0.0	0.0	0.0	0.0	0.0	0.0	5°
117.5°	0.0	0.0	0.0	0.0	0.0	0.0	0.0	0.0	0.0	0.0	0.0	7.5°
120°	0.0	0.0	0.0	0.0	0.0	0.0	0.0	0.0	0.0	0.0	0.0	10°
122.5°	0.0	0.0	0.0	0.0	0.0	0.0	0.0	0.0	0.0	0.0	0.0	12.5°
125°	0.0	0.0	0.0	0.0	0.0	0.0	0.0	0.0	0.0	0.0	0.0	15°
127.5°	0.0	0.0	0.0	0.0	0.0	0.0	0.0	0.0	0.0	0.0	0.0	17.5°
130°	0.0	0.0	0.0	0.0	0.0	0.0	0.0	0.0	0.0	0.0	0.0	20°
132.5°	0.0	0.0	0.0	0.0	0.0	0.0	0.0	0.0	0.0	0.0	0.0	22.5°
135°	0.0	0.0	0.0	0.0	0.0	0.0	0.0	0.0	0.0	0.0	0.0	25°
137.5°	0.0	0.0	0.0	0.0	0.0	0.0	0.0	0.0	0.0	0.0	0.0	27.5°
140°	0.0	0.0	0.0	0.0	0.0	0.0	0.0	0.0	0.0	0.0	0.0	30°
142.5°	0.0	0.0	0.0	0.0	0.0	0.0	0.0	0.0	0.0	0.0	0.0	32.5°
145°	0.0	0.0	0.0	0.0	0.0	0.0	0.0	0.0	0.0	0.0	0.0	35°
147.5°	0.0	0.0	0.0	0.0	0.0	0.0	0.0	0.0	0.0	0.0	0.0	37.5°
150°	0.0	0.0	0.0	0.0	0.0	0.0	0.0	0.0	0.0	0.0	0.0	40°
152.5°	0.0	0.0	0.0	0.0	0.0	0.0	0.0	0.0	0.0	0.0	0.0	42.5°
155°	0.0	0.0	0.0	0.0	0.0	0.0	0.0	0.0	0.0	0.0	0.0	45°
157.5°	0.0	0.0	0.0	0.0	0.0	0.0	0.0	0.0	0.0	0.0	0.0	47.5°
160°	0.0	0.0	0.0	0.0	0.0	0.0	0.0	0.0	0.0	0.0	0.0	50°
162.5°	0.0	0.0	0.0	0.0	0.0	0.0	0.0	0.0	0.0	0.0	0.0	52.5°
165°	0.0	0.0	0.0	0.0	0.0	0.0	0.0	0.0	0.0	0.0	0.0	55°
167.5°	0.0	0.0	0.0	0.0	0.0	0.0	0.0	0.0	0.0	0.0	0.0	57.5°
170°	0.0	0.0	0.0	0.0	0.0	0.0	0.0	0.0	0.0	0.0	0.0	59°
172.5°	0.0	0.0	0.0	0.0	0.0	0.0	0.0	0.0	0.0	0.0	0.0	60°
175°	0.0	0.0	0.0	0.0	0.0	0.0	0.0	0.0	0.0	0.0	0.0	62.5°
177.5°	0.0	0.0	0.0	0.0	0.0	0.0	0.0	0.0	0.0	0.0	0.0	65°
180°	0.0	0.0	0.0	0.0	0.0	0.0	0.0	0.0	0.0	0.0	0.0	67.5°
												70°
												72.5°
												75°
												77.5°
												80°
												82.5°
												85°
												87.5°
												90°
												92.5°
												95°
												97.5°
												100°
												102.5°
												105°
												107.5°



NUMBER: P271795
 NUMBER: ISW-AF-1000-LED-E1-SLL-7027

REPORT NUMBER: P
 CATALOG NUMBER:

<u>DISTRIBUTION (continued):</u>											<u>CANDELA DISTRIBUTION</u>	
160°	165°	170°	175°	180°	185°	190°	195°	200°	205°	210°	110°	160°
1498.7	1498.7	1498.7	1498.7	1498.7	1498.7	1498.7	1498.7	1498.7	1498.7	1498.7	110°	0.0
1391.0	1368.8	1345.2	1327.7	1335.3	1310.1	1312.4	1305.6	1302.5	1300.9	1284.9	112.5°	0.0
1101.7	1110.0	1074.9	1078.8	1089.5	1063.5	1046.0	1074.9	1071.2	1045.2	1059.7	115°	0.0
794.0	796.3	780.3	744.3	744.3	763.5	770.4	784.1	793.2	825.4	805.5	117.5°	0.0
607.0	585.5	569.5	553.5	544.4	525.3	529.8	546.7	557.3	575.6	590.2	120°	0.0
527.6	503.9	475.7	451.2	438.2	420.7	409.2	405.3	409.2	397.8	398.5	122.5°	0.0
438.2	416.8	385.6	372.5	348.1	334.3	326.7	316.8	309.2	293.2	286.3	125°	0.0
339.8	311.5	279.5	279.5	261.9	250.4	247.3	245.1	240.5	232.1	223.7	127.5°	0.0
225.9	207.7	189.4	180.2	181.6	180.2	175.6	183.3	183.3	186.3	184.7	130°	0.0
164.9	161.9	155.0	149.7	146.6	145.9	146.6	148.8	153.5	157.2	161.1	132.5°	0.0
148.1	146.6	140.5	135.1	134.4	132.8	132.8	135.1	135.9	136.6	135.9	135°	0.0
137.4	134.4	129.1	125.2	123.7	122.9	123.7	121.5	119.8	120.6	119.8	137.5°	0.0
124.4	122.2	116.8	113.7	113.0	113.0	110.7	110.0	108.4	109.1	108.4	140°	0.0
114.5	111.5	106.1	102.2	102.2	101.6	102.2	101.6	100.8	100.0	100.0	142.5°	0.0
96.2	95.4	90.1	88.6	89.3	91.5	91.5	91.5	92.3	91.5	91.5	145°	0.0
89.3	88.6	83.3	79.4	78.6	78.6	78.6	80.2	82.5	83.3	84.7	147.5°	0.0
84.7	84.0	78.6	75.5	74.1	73.3	72.5	72.5	73.3	76.4	78.6	150°	0.0
81.7	80.2	74.8	71.0	70.2	69.5	68.7	68.7	68.7	69.5	71.8	152.5°	0.0
80.2	77.8	71.8	67.9	66.5	65.7	65.7	66.5	65.7	65.7	65.7	155°	0.0
77.8	76.4	70.2	65.7	64.0	64.0	63.4	63.4	63.4	61.8	61.8	157.5°	0.0
77.2	74.8	68.7	64.0	62.6	61.8	61.1	61.8	60.4	59.6	58.7	160°	0.0
75.5	72.5	65.7	61.8	61.1	59.6	58.7	58.7	58.7	57.2	57.2	162.5°	0.0
74.8	71.0	64.0	60.4	58.7	57.2	56.5	56.5	58.0	56.5	56.5	165°	0.0
74.1	68.7	61.8	57.2	56.5	55.0	54.2	55.0	57.2	55.8	55.0	167.5°	0.0
71.0	67.2	60.4	56.5	55.0	53.4	52.7	53.4	55.0	55.0	55.0	170°	0.0
69.5	65.7	58.7	55.0	54.2	52.7	51.9	51.9	54.2	54.2	53.4	172.5°	0.0
67.2	64.0	57.2	52.7	51.1	51.1	50.3	50.3	51.1	51.1	51.9	175°	0.0
64.0	62.6	55.8	50.3	49.7	48.9	48.9	48.9	48.9	50.3	50.3	177.5°	0.0
61.1	60.4	53.4	48.9	47.3	47.3	47.3	47.3	47.3	48.1	48.9	180°	0.0
56.5	56.5	50.3	45.8	45.1	44.3	44.3	44.3	44.3	45.1	45.8		
51.9	52.7	46.6	42.0	41.2	41.2	41.2	41.2	42.0	42.0	42.8		
47.3	48.1	42.0	37.4	37.4	37.4	37.4	37.4	37.4	37.4	39.0		
42.8	42.8	35.9	31.4	32.1	32.8	33.6	32.8	32.8	33.6	35.9		
36.7	35.9	29.7	25.9	25.9	27.5	28.3	27.5	28.3	28.3	31.4		
29.0	29.0	22.9	19.0	19.0	22.2	22.2	22.2	22.9	23.6	25.9		
22.2	21.4	16.0	12.9	12.9	15.3	16.0	16.8	17.6	18.3	19.9		
12.9	12.9	8.4	5.3	6.1	6.8	9.2	9.2	9.2	10.7	12.9		
0.0	0.8	0.0	0.0	0.0	0.0	0.0	0.0	0.0	0.0	0.0		
0.0	0.0	0.0	0.0	0.0	0.0	0.0	0.0	0.0	0.0	0.0		
0.0	0.0	0.0	0.0	0.0	0.0	0.0	0.0	0.0	0.0	0.0		
0.0	0.0	0.0	0.0	0.0	0.0	0.0	0.0	0.0	0.0	0.0		
0.0	0.0	0.0	0.0	0.0	0.0	0.0	0.0	0.0	0.0	0.0		
0.0	0.0	0.0	0.0	0.0	0.0	0.0	0.0	0.0	0.0	0.0		
0.0	0.0	0.0	0.0	0.0	0.0	0.0	0.0	0.0	0.0	0.0		
0.0	0.0	0.0	0.0	0.0	0.0	0.0	0.0	0.0	0.0	0.0		
0.0	0.0	0.0	0.0	0.0	0.0	0.0	0.0	0.0	0.0	0.0		
0.0	0.0	0.0	0.0	0.0	0.0	0.0	0.0	0.0	0.0	0.0		
0.0	0.0	0.0	0.0	0.0	0.0	0.0	0.0	0.0	0.0	0.0		
0.0	0.0	0.0	0.0	0.0	0.0	0.0	0.0	0.0	0.0	0.0		
0.0	0.0	0.0	0.0	0.0	0.0	0.0	0.0	0.0	0.0	0.0		

271795
 ISW-AF-1000-LED-E1-SLL-7027

REPORT NUMBER: P271795
 CATALOG NUMBER: ISW-AF-1000-LED-E1-SLL-7027

TION (continued):

CANDELA DISTRIBUTION (con

165°	170°	175°	180°	185°	190°	195°	200°	205°	210°		215°	220°
0.0	0.0	0.0	0.0	0.0	0.0	0.0	0.0	0.0	0.0	0°	1498.7	1498.7
0.0	0.0	0.0	0.0	0.0	0.0	0.0	0.0	0.0	0.0	2.5°	1298.7	1297.9
0.0	0.0	0.0	0.0	0.0	0.0	0.0	0.0	0.0	0.0	5°	1065.7	1058.9
0.0	0.0	0.0	0.0	0.0	0.0	0.0	0.0	0.0	0.0	7.5°	826.1	851.2
0.0	0.0	0.0	0.0	0.0	0.0	0.0	0.0	0.0	0.0	10°	595.5	613.0
0.0	0.0	0.0	0.0	0.0	0.0	0.0	0.0	0.0	0.0	12.5°	414.6	423.7
0.0	0.0	0.0	0.0	0.0	0.0	0.0	0.0	0.0	0.0	15°	285.5	303.9
0.0	0.0	0.0	0.0	0.0	0.0	0.0	0.0	0.0	0.0	17.5°	222.2	224.5
0.0	0.0	0.0	0.0	0.0	0.0	0.0	0.0	0.0	0.0	20°	183.3	184.7
0.0	0.0	0.0	0.0	0.0	0.0	0.0	0.0	0.0	0.0	22.5°	162.6	165.6
0.0	0.0	0.0	0.0	0.0	0.0	0.0	0.0	0.0	0.0	25°	136.6	139.8
0.0	0.0	0.0	0.0	0.0	0.0	0.0	0.0	0.0	0.0	27.5°	120.6	123.7
0.0	0.0	0.0	0.0	0.0	0.0	0.0	0.0	0.0	0.0	30°	110.7	112.2
0.0	0.0	0.0	0.0	0.0	0.0	0.0	0.0	0.0	0.0	32.5°	100.8	100.8
0.0	0.0	0.0	0.0	0.0	0.0	0.0	0.0	0.0	0.0	35°	92.3	93.2
0.0	0.0	0.0	0.0	0.0	0.0	0.0	0.0	0.0	0.0	37.5°	86.2	87.9
0.0	0.0	0.0	0.0	0.0	0.0	0.0	0.0	0.0	0.0	40°	80.9	81.7
0.0	0.0	0.0	0.0	0.0	0.0	0.0	0.0	0.0	0.0	42.5°	73.3	74.8
0.0	0.0	0.0	0.0	0.0	0.0	0.0	0.0	0.0	0.0	45°	66.5	67.2
0.0	0.0	0.0	0.0	0.0	0.0	0.0	0.0	0.0	0.0	47.5°	61.8	61.8
0.0	0.0	0.0	0.0	0.0	0.0	0.0	0.0	0.0	0.0	50°	58.7	59.6
0.0	0.0	0.0	0.0	0.0	0.0	0.0	0.0	0.0	0.0	52.5°	57.2	58.0
0.0	0.0	0.0	0.0	0.0	0.0	0.0	0.0	0.0	0.0	55°	56.5	58.0
0.0	0.0	0.0	0.0	0.0	0.0	0.0	0.0	0.0	0.0	57.5°	56.5	57.2
0.0	0.0	0.0	0.0	0.0	0.0	0.0	0.0	0.0	0.0	59°	55.8	56.5
0.0	0.0	0.0	0.0	0.0	0.0	0.0	0.0	0.0	0.0	60°	55.8	57.2
0.0	0.0	0.0	0.0	0.0	0.0	0.0	0.0	0.0	0.0	62.5°	53.4	55.0
0.0	0.0	0.0	0.0	0.0	0.0	0.0	0.0	0.0	0.0	65°	51.9	53.4
0.0	0.0	0.0	0.0	0.0	0.0	0.0	0.0	0.0	0.0	67.5°	49.7	51.9
										70°	47.3	49.7
										72.5°	44.3	47.3
										75°	41.2	43.5
										77.5°	37.4	39.6
										80°	32.8	33.6
										82.5°	27.5	27.5
										85°	20.6	18.3
										87.5°	11.5	12.1
										90°	0.0	0.0
										92.5°	0.0	0.0
										95°	0.0	0.0
										97.5°	0.0	0.0
										100°	0.0	0.0
										102.5°	0.0	0.0
										105°	0.0	0.0
										107.5°	0.0	0.0



REPORT NUMBER: P271795

CATALOG NUMBER: ISW-AF-1000-LED-E:

J00-LED-E1-SLL-7027

<u>tinued):</u>										<u>CANDELA DISTRIBUTION (continued):</u>		
225°	230°	235°	240°	245°	250°	255°	260°	265°		215°	220°	225°
1498.7	1498.7	1498.7	1498.7	1498.7	1498.7	1498.7	1498.7	1498.7	110°	0.0	0.0	0.0
1281.8	1281.8	1304.8	1307.0	1280.4	1287.2	1300.2	1284.9	1301.7	112.5°	0.0	0.0	0.0
1075.7	1066.6	1067.4	1061.2	1071.9	1059.7	1072.7	1068.1	1064.3	115°	0.0	0.0	0.0
835.2	851.2	839.8	817.6	835.2	821.5	795.4	797.9	768.8	117.5°	0.0	0.0	0.0
627.6	616.1	609.9	599.3	571.1	576.4	547.3	552.0	561.9	120°	0.0	0.0	0.0
432.9	424.4	434.4	427.5	416.1	418.4	424.4	430.6	446.6	122.5°	0.0	0.0	0.0
303.9	300.0	297.8	302.3	315.3	322.2	332.1	350.4	359.6	125°	0.0	0.0	0.0
228.3	229.1	226.7	233.6	244.2	249.7	252.0	253.5	264.1	127.5°	0.0	0.0	0.0
188.6	191.6	190.9	193.1	190.1	187.0	189.4	184.7	181.0	130°	0.0	0.0	0.0
164.9	165.6	161.9	161.1	156.6	152.7	149.7	149.7	148.1	132.5°	0.0	0.0	0.0
139.8	140.5	136.6	136.6	135.9	138.2	136.6	133.6	132.8	135°	0.0	0.0	0.0
125.2	123.7	121.5	121.5	119.8	119.8	120.6	121.5	120.6	137.5°	0.0	0.0	0.0
112.2	110.7	110.0	110.7	110.0	110.7	111.5	110.7	111.5	140°	0.0	0.0	0.0
103.0	101.6	101.6	102.2	101.6	102.2	102.2	102.2	101.6	142.5°	0.0	0.0	0.0
95.4	94.0	94.0	94.0	93.2	91.5	90.1	87.9	85.5	145°	0.0	0.0	0.0
89.3	88.6	87.0	86.2	84.0	79.4	77.8	77.8	77.8	147.5°	0.0	0.0	0.0
84.0	82.5	81.7	78.6	75.5	74.1	74.1	74.1	74.1	150°	0.0	0.0	0.0
77.2	74.8	73.3	72.5	71.8	71.8	71.0	71.0	71.0	152.5°	0.0	0.0	0.0
68.7	67.9	67.9	68.7	68.7	68.7	68.7	67.9	68.7	155°	0.0	0.0	0.0
63.4	63.4	64.0	64.9	65.7	66.5	67.2	66.5	67.2	157.5°	0.0	0.0	0.0
61.1	61.1	61.1	62.6	63.4	64.0	65.7	65.7	65.7	160°	0.0	0.0	0.0
59.6	59.6	60.4	61.1	61.8	62.6	63.4	64.0	64.9	162.5°	0.0	0.0	0.0
58.7	59.6	58.7	59.6	60.4	61.8	62.6	62.6	63.4	165°	0.0	0.0	0.0
58.7	58.7	58.7	58.7	60.4	61.1	60.4	61.1	61.8	167.5°	0.0	0.0	0.0
58.7	58.7	58.0	58.7	59.6	60.4	59.6	59.6	61.1	170°	0.0	0.0	0.0
58.0	58.7	58.0	58.0	58.7	59.6	58.7	59.6	60.4	172.5°	0.0	0.0	0.0
56.5	57.2	56.5	57.2	57.2	58.0	58.0	58.0	58.7	175°	0.0	0.0	0.0
55.0	55.0	55.0	55.8	55.8	56.5	56.5	57.2	56.5	177.5°	0.0	0.0	0.0
53.4	53.4	53.4	54.2	54.2	55.0	55.8	55.0	55.0	180°	0.0	0.0	0.0
51.9	51.1	50.3	51.1	51.9	51.9	52.7	51.9	52.7				
49.7	48.9	48.1	48.1	48.9	48.9	49.7	48.9	48.9				
45.8	45.8	44.3	44.3	44.3	44.3	45.1	44.3	43.5				
41.2	41.2	39.6	39.6	39.6	39.6	39.0	39.0	39.0				
34.3	35.1	35.1	34.3	34.3	33.6	33.6	32.8	32.1				
25.9	27.5	28.3	28.3	28.3	28.3	28.3	26.7	25.2				
18.3	20.6	22.9	22.9	22.2	22.2	22.2	19.9	17.6				
11.5	13.7	14.6	16.0	13.7	12.9	12.9	11.5	10.7				
0.0	0.0	1.5	0.8	2.2	2.2	3.1	1.5	0.8				
0.0	0.0	0.0	0.0	0.0	0.0	0.0	0.0	0.0				
0.0	0.0	0.0	0.0	0.0	0.0	0.0	0.0	0.0				
0.0	0.0	0.0	0.0	0.0	0.0	0.0	0.0	0.0				
0.0	0.0	0.0	0.0	0.0	0.0	0.0	0.0	0.0				
0.0	0.0	0.0	0.0	0.0	0.0	0.0	0.0	0.0				
0.0	0.0	0.0	0.0	0.0	0.0	0.0	0.0	0.0				
0.0	0.0	0.0	0.0	0.0	0.0	0.0	0.0	0.0				
0.0	0.0	0.0	0.0	0.0	0.0	0.0	0.0	0.0				



REPORT NUMBER: P271795

CATALOG NUMBER: ISW-AF-1000-LED-E1-SLL-7027

1-SLL-7027

CANDELA DISTRIBUTION (continued):

230°	235°	240°	245°	250°	255°	260°	265°		270°	275°	280°	285°
0.0	0.0	0.0	0.0	0.0	0.0	0.0	0.0	0°	1498.7	1498.7	1498.7	1498.7
0.0	0.0	0.0	0.0	0.0	0.0	0.0	0.0	2.5°	1287.2	1315.5	1319.3	1323.0
0.0	0.0	0.0	0.0	0.0	0.0	0.0	0.0	5°	1058.1	1086.4	1070.4	1077.2
0.0	0.0	0.0	0.0	0.0	0.0	0.0	0.0	7.5°	772.6	754.3	778.0	792.5
0.0	0.0	0.0	0.0	0.0	0.0	0.0	0.0	10°	564.1	585.5	594.8	611.6
0.0	0.0	0.0	0.0	0.0	0.0	0.0	0.0	12.5°	467.9	481.7	498.5	525.3
0.0	0.0	0.0	0.0	0.0	0.0	0.0	0.0	15°	379.4	389.3	410.7	436.7
0.0	0.0	0.0	0.0	0.0	0.0	0.0	0.0	17.5°	276.4	290.9	304.6	326.1
0.0	0.0	0.0	0.0	0.0	0.0	0.0	0.0	20°	185.5	191.6	208.5	218.4
0.0	0.0	0.0	0.0	0.0	0.0	0.0	0.0	22.5°	148.8	151.2	154.1	162.6
0.0	0.0	0.0	0.0	0.0	0.0	0.0	0.0	25°	133.6	135.1	137.4	140.5
0.0	0.0	0.0	0.0	0.0	0.0	0.0	0.0	27.5°	121.5	122.2	124.4	125.9
0.0	0.0	0.0	0.0	0.0	0.0	0.0	0.0	30°	110.7	110.0	110.7	113.0
0.0	0.0	0.0	0.0	0.0	0.0	0.0	0.0	32.5°	99.3	99.3	100.8	100.8
0.0	0.0	0.0	0.0	0.0	0.0	0.0	0.0	35°	85.5	84.7	86.2	88.6
0.0	0.0	0.0	0.0	0.0	0.0	0.0	0.0	37.5°	78.6	79.4	80.9	82.5
0.0	0.0	0.0	0.0	0.0	0.0	0.0	0.0	40°	74.8	75.5	77.2	78.6
0.0	0.0	0.0	0.0	0.0	0.0	0.0	0.0	42.5°	71.0	72.5	74.1	76.4
0.0	0.0	0.0	0.0	0.0	0.0	0.0	0.0	45°	68.7	70.2	72.5	74.8
0.0	0.0	0.0	0.0	0.0	0.0	0.0	0.0	47.5°	67.9	69.5	71.8	74.8
0.0	0.0	0.0	0.0	0.0	0.0	0.0	0.0	50°	66.5	68.7	71.0	74.1
0.0	0.0	0.0	0.0	0.0	0.0	0.0	0.0	52.5°	66.5	67.9	70.2	74.1
0.0	0.0	0.0	0.0	0.0	0.0	0.0	0.0	55°	64.0	66.5	68.7	72.5
0.0	0.0	0.0	0.0	0.0	0.0	0.0	0.0	57.5°	62.6	64.0	67.2	71.8
0.0	0.0	0.0	0.0	0.0	0.0	0.0	0.0	59°	61.8	63.4	66.5	71.0
0.0	0.0	0.0	0.0	0.0	0.0	0.0	0.0	60°	60.4	62.6	65.7	70.2
0.0	0.0	0.0	0.0	0.0	0.0	0.0	0.0	62.5°	58.7	61.1	64.0	68.7
0.0	0.0	0.0	0.0	0.0	0.0	0.0	0.0	65°	56.5	59.6	62.6	65.7
0.0	0.0	0.0	0.0	0.0	0.0	0.0	0.0	67.5°	55.0	56.5	59.6	62.6
								70°	51.9	53.4	55.8	58.0
								72.5°	48.1	48.9	50.3	52.7
								75°	42.8	43.5	44.3	46.6
								77.5°	37.4	37.4	38.2	41.2
								80°	31.4	31.4	32.1	33.6
								82.5°	23.6	23.6	25.2	27.5
								85°	16.8	16.0	18.3	19.9
								87.5°	9.9	9.2	9.9	9.9
								90°	0.8	2.2	1.5	1.5
								92.5°	0.0	0.0	0.0	0.0
								95°	0.0	0.0	0.0	0.0
								97.5°	0.0	0.0	0.0	0.0
								100°	0.0	0.0	0.0	0.0
								102.5°	0.0	0.0	0.0	0.0
								105°	0.0	0.0	0.0	0.0
								107.5°	0.0	0.0	0.0	0.0

REPORT NUMBER: P271795

CATALOG NUMBER: ISW-AF-1000-LED-E1-SLL-7027

CANDELA DISTRIBUTION (continued):

290°	295°	300°	305°	310°	315°	320°		270°	275°	280°	285°	290°
1498.7	1498.7	1498.7	1498.7	1498.7	1498.7	1498.7	110°	0.0	0.0	0.0	0.0	0.0
1338.4	1330.7	1336.9	1360.6	1368.8	1379.5	1415.5	112.5°	0.0	0.0	0.0	0.0	0.0
1094.0	1103.9	1094.0	1142.1	1144.4	1176.5	1189.4	115°	0.0	0.0	0.0	0.0	0.0
803.9	816.9	838.3	870.4	879.5	925.3	964.3	117.5°	0.0	0.0	0.0	0.0	0.0
627.6	644.4	674.2	694.0	713.8	740.6	771.8	120°	0.0	0.0	0.0	0.0	0.0
557.3	574.8	600.9	626.1	654.2	674.9	700.9	122.5°	0.0	0.0	0.0	0.0	0.0
465.7	493.2	518.4	551.2	574.8	612.4	642.8	125°	0.0	0.0	0.0	0.0	0.0
355.8	394.0	419.1	458.9	494.8	527.6	568.8	127.5°	0.0	0.0	0.0	0.0	0.0
247.3	277.1	309.2	352.0	398.5	443.5	498.5	130°	0.0	0.0	0.0	0.0	0.0
170.3	186.3	210.7	255.0	303.1	367.9	427.5	132.5°	0.0	0.0	0.0	0.0	0.0
145.1	151.2	160.3	181.6	222.2	293.2	358.9	135°	0.0	0.0	0.0	0.0	0.0
129.1	133.6	139.8	150.4	171.8	220.6	293.2	137.5°	0.0	0.0	0.0	0.0	0.0
118.4	123.7	129.7	137.4	148.8	182.4	236.6	140°	0.0	0.0	0.0	0.0	0.0
103.8	107.7	113.0	121.5	129.7	156.6	209.1	142.5°	0.0	0.0	0.0	0.0	0.0
91.5	96.2	103.0	109.1	117.6	139.0	190.1	145°	0.0	0.0	0.0	0.0	0.0
85.5	90.1	96.2	101.6	107.7	125.2	176.3	147.5°	0.0	0.0	0.0	0.0	0.0
81.7	86.2	92.3	96.9	100.8	120.6	170.9	150°	0.0	0.0	0.0	0.0	0.0
79.4	84.7	90.1	93.2	100.8	122.9	158.0	152.5°	0.0	0.0	0.0	0.0	0.0
78.6	84.0	90.1	95.4	110.7	116.0	149.7	155°	0.0	0.0	0.0	0.0	0.0
79.4	84.0	91.5	106.9	107.7	110.0	140.5	157.5°	0.0	0.0	0.0	0.0	0.0
79.4	86.2	102.2	111.5	102.2	103.8	132.1	160°	0.0	0.0	0.0	0.0	0.0
80.2	89.3	106.1	103.8	99.3	96.9	122.9	162.5°	0.0	0.0	0.0	0.0	0.0
80.2	87.9	101.6	97.7	91.5	92.3	112.2	165°	0.0	0.0	0.0	0.0	0.0
77.8	87.9	97.7	88.6	84.0	87.9	103.0	167.5°	0.0	0.0	0.0	0.0	0.0
76.4	90.1	87.0	81.7	81.7	85.5	98.5	170°	0.0	0.0	0.0	0.0	0.0
75.5	92.3	82.5	79.4	79.4	84.7	96.2	172.5°	0.0	0.0	0.0	0.0	0.0
73.3	86.2	75.5	74.1	76.4	80.2	93.2	175°	0.0	0.0	0.0	0.0	0.0
68.7	71.8	69.5	69.5	72.5	77.2	91.5	177.5°	0.0	0.0	0.0	0.0	0.0
63.4	64.9	64.9	65.7	68.7	72.5	93.2	180°	0.0	0.0	0.0	0.0	0.0
58.7	58.7	60.4	61.1	63.4	68.7	89.3						
53.4	54.2	54.2	55.8	57.2	62.6	86.2						
47.3	47.3	48.9	48.9	51.1	56.5	77.2						
41.2	41.2	41.2	42.0	43.5	48.9	63.4						
34.3	34.3	34.3	35.1	35.9	40.4	48.1						
27.5	26.7	25.9	25.9	27.5	31.4	37.4						
19.0	19.0	18.3	18.3	18.3	20.6	25.2						
10.7	9.2	9.9	10.7	9.9	11.5	13.7						
0.8	1.5	2.2	3.1	3.1	3.1	4.6						
0.0	0.0	0.0	0.0	0.0	0.0	0.0						
0.0	0.0	0.0	0.0	0.0	0.0	0.0						
0.0	0.0	0.0	0.0	0.0	0.0	0.0						
0.0	0.0	0.0	0.0	0.0	0.0	0.0						
0.0	0.0	0.0	0.0	0.0	0.0	0.0						
0.0	0.0	0.0	0.0	0.0	0.0	0.0						
0.0	0.0	0.0	0.0	0.0	0.0	0.0						
0.0	0.0	0.0	0.0	0.0	0.0	0.0						
0.0	0.0	0.0	0.0	0.0	0.0	0.0						
0.0	0.0	0.0	0.0	0.0	0.0	0.0						



REPORT NUMBER: P271795

CATALOG NUMBER: ISW-AF-1000-LED-E1-SLL-7027

CANDELA DISTRIBUTION (continued):

295°	300°	305°	310°	315°	320°		325°	330°	335°	340°	345°	350°
0.0	0.0	0.0	0.0	0.0	0.0	0°	1498.7	1498.7	1498.7	1498.7	1498.7	1498.7
0.0	0.0	0.0	0.0	0.0	0.0	2.5°	1410.9	1430.7	1462.0	1468.1	1493.3	1510.9
0.0	0.0	0.0	0.0	0.0	0.0	5°	1195.6	1243.0	1259.7	1292.5	1349.8	1378.8
0.0	0.0	0.0	0.0	0.0	0.0	7.5°	986.4	1022.3	1062.8	1115.4	1157.5	1207.1
0.0	0.0	0.0	0.0	0.0	0.0	10°	811.6	862.7	915.5	958.1	1016.9	1076.5
0.0	0.0	0.0	0.0	0.0	0.0	12.5°	720.7	749.0	800.9	861.1	934.5	1000.9
0.0	0.0	0.0	0.0	0.0	0.0	15°	673.4	707.0	762.8	826.8	904.8	987.1
0.0	0.0	0.0	0.0	0.0	0.0	17.5°	614.6	668.0	731.4	822.9	923.7	1038.4
0.0	0.0	0.0	0.0	0.0	0.0	20°	556.6	621.4	704.7	825.4	965.0	1113.9
0.0	0.0	0.0	0.0	0.0	0.0	22.5°	505.5	582.6	687.9	839.1	1017.7	1216.1
0.0	0.0	0.0	0.0	0.0	0.0	25°	445.1	548.1	674.9	867.3	1098.6	1353.7
0.0	0.0	0.0	0.0	0.0	0.0	27.5°	397.1	515.4	655.9	891.7	1172.6	1485.7
0.0	0.0	0.0	0.0	0.0	0.0	30°	343.5	477.2	629.2	900.1	1262.7	1594.1
0.0	0.0	0.0	0.0	0.0	0.0	32.5°	300.8	441.2	598.6	892.5	1303.2	1669.7
0.0	0.0	0.0	0.0	0.0	0.0	35°	280.2	415.4	572.6	865.8	1336.9	1751.3
0.0	0.0	0.0	0.0	0.0	0.0	37.5°	266.4	387.1	547.3	821.5	1374.9	1832.4
0.0	0.0	0.0	0.0	0.0	0.0	40°	248.9	364.9	526.8	789.4	1404.8	1899.5
0.0	0.0	0.0	0.0	0.0	0.0	42.5°	232.9	345.1	510.8	761.1	1412.5	1959.8
0.0	0.0	0.0	0.0	0.0	0.0	45°	219.1	332.9	498.5	762.8	1417.7	2043.8
0.0	0.0	0.0	0.0	0.0	0.0	47.5°	208.5	321.4	494.0	788.6	1474.3	2160.6
0.0	0.0	0.0	0.0	0.0	0.0	50°	198.4	311.5	486.3	839.1	1565.0	2318.6
0.0	0.0	0.0	0.0	0.0	0.0	52.5°	187.0	297.8	476.4	891.0	1664.4	2530.2
0.0	0.0	0.0	0.0	0.0	0.0	55°	171.8	279.5	465.7	934.5	1799.5	2787.4
0.0	0.0	0.0	0.0	0.0	0.0	57.5°	148.1	258.0	458.9	956.7	1882.7	2935.5
0.0	0.0	0.0	0.0	0.0	0.0	59°	135.9	237.4	455.0	945.9	1904.9	2960.7
0.0	0.0	0.0	0.0	0.0	0.0	60°	129.1	225.3	449.0	933.0	1911.0	2944.6
0.0	0.0	0.0	0.0	0.0	0.0	62.5°	119.8	196.2	423.7	868.0	1825.4	2750.8
0.0	0.0	0.0	0.0	0.0	0.0	65°	122.2	185.5	366.5	739.0	1629.3	2372.1
0.0	0.0	0.0	0.0	0.0	0.0	67.5°	125.2	181.0	316.8	597.0	1298.7	1962.9
						70°	122.9	178.7	287.9	474.8	972.7	1469.6
						72.5°	119.8	168.7	249.7	381.7	616.9	1029.2
						75°	106.1	142.0	196.2	261.9	389.3	749.7
						77.5°	83.3	109.1	139.0	162.6	197.8	529.1
						80°	61.1	79.4	90.9	97.7	110.0	361.1
						82.5°	43.5	53.4	58.0	61.8	73.3	270.3
						85°	32.8	37.4	40.4	40.4	49.7	190.9
						87.5°	18.3	19.0	19.0	20.6	24.4	51.9
						90°	5.3	5.3	4.6	5.3	3.9	3.1
						92.5°	0.0	0.0	0.0	0.0	0.0	0.0
						95°	0.0	0.0	0.0	0.0	0.0	0.0
						97.5°	0.0	0.0	0.0	0.0	0.0	0.0
						100°	0.0	0.0	0.0	0.0	0.0	0.0
						102.5°	0.0	0.0	0.0	0.0	0.0	0.0
						105°	0.0	0.0	0.0	0.0	0.0	0.0
						107.5°	0.0	0.0	0.0	0.0	0.0	0.0



REPORT NUMBER: P271795

CATALOG NUMBER: ISW-AF-1000-LED-E1-SLL-7027

CANDELA DISTRIBUTION (continued):

355°	359°	360°		325°	330°	335°	340°	345°	350°	355°
1498.7	1498.7	1498.7	110°	0.0	0.0	0.0	0.0	0.0	0.0	0.0
1530.7	1542.2	1551.4	112.5°	0.0	0.0	0.0	0.0	0.0	0.0	0.0
1423.2	1451.3	1456.7	115°	0.0	0.0	0.0	0.0	0.0	0.0	0.0
1262.0	1307.8	1323.8	117.5°	0.0	0.0	0.0	0.0	0.0	0.0	0.0
1143.7	1193.3	1210.1	120°	0.0	0.0	0.0	0.0	0.0	0.0	0.0
1078.8	1136.7	1155.1	122.5°	0.0	0.0	0.0	0.0	0.0	0.0	0.0
1080.3	1149.8	1176.5	125°	0.0	0.0	0.0	0.0	0.0	0.0	0.0
1150.5	1229.9	1262.7	127.5°	0.0	0.0	0.0	0.0	0.0	0.0	0.0
1271.2	1386.4	1410.9	130°	0.0	0.0	0.0	0.0	0.0	0.0	0.0
1434.5	1547.5	1584.3	132.5°	0.0	0.0	0.0	0.0	0.0	0.0	0.0
1588.0	1737.6	1765.9	135°	0.0	0.0	0.0	0.0	0.0	0.0	0.0
1739.2	1887.2	1912.5	137.5°	0.0	0.0	0.0	0.0	0.0	0.0	0.0
1856.0	2010.9	2032.3	140°	0.0	0.0	0.0	0.0	0.0	0.0	0.0
1968.3	2143.1	2166.7	142.5°	0.0	0.0	0.0	0.0	0.0	0.0	0.0
2093.4	2286.5	2314.0	145°	0.0	0.0	0.0	0.0	0.0	0.0	0.0
2206.3	2427.8	2445.4	147.5°	0.0	0.0	0.0	0.0	0.0	0.0	0.0
2331.6	2543.1	2547.8	150°	0.0	0.0	0.0	0.0	0.0	0.0	0.0
2434.0	2628.6	2630.1	152.5°	0.0	0.0	0.0	0.0	0.0	0.0	0.0
2533.2	2708.7	2709.6	155°	0.0	0.0	0.0	0.0	0.0	0.0	0.0
2637.1	2796.5	2785.1	157.5°	0.0	0.0	0.0	0.0	0.0	0.0	0.0
2801.2	2900.4	2911.9	160°	0.0	0.0	0.0	0.0	0.0	0.0	0.0
3050.8	3139.4	3152.3	162.5°	0.0	0.0	0.0	0.0	0.0	0.0	0.0
3341.0	3463.9	3446.3	165°	0.0	0.0	0.0	0.0	0.0	0.0	0.0
3463.9	3604.3	3618.8	167.5°	0.0	0.0	0.0	0.0	0.0	0.0	0.0
3443.2	3634.8	3659.2	170°	0.0	0.0	0.0	0.0	0.0	0.0	0.0
3410.3	3625.6	3655.5	172.5°	0.0	0.0	0.0	0.0	0.0	0.0	0.0
3224.1	3530.2	3576.8	175°	0.0	0.0	0.0	0.0	0.0	0.0	0.0
2911.0	3332.5	3398.2	177.5°	0.0	0.0	0.0	0.0	0.0	0.0	0.0
2508.8	3037.1	3089.7	180°	0.0	0.0	0.0	0.0	0.0	0.0	0.0
1957.6	2468.4	2513.4								
1300.9	1694.9	1772.7								
826.8	1093.2	1078.8								
609.9	710.8	711.5								
442.9	487.9	482.5								
342.8	297.8	297.0								
119.8	105.3	103.0								
51.9	43.5	44.3								
2.2	2.2	3.1								
0.0	0.0	0.0								
0.0	0.0	0.0								
0.0	0.0	0.0								
0.0	0.0	0.0								
0.0	0.0	0.0								
0.0	0.0	0.0								
0.0	0.0	0.0								
0.0	0.0	0.0								

